


Guide to Upgrading Your OpenCart store

WWW.ISENSELABS.COM



Welcome

Thank you for choosing iSenseLabs Services. This guide is intended to share all the important information that you want to consider before deciding to upgrade your OpenCart to the latest version.




Currently, OpenCart does not have a one button update mechanism so updating your store actually consists of 5 important things you need to consider.

- 
- 
- Keeping store design or starting fresh
 - Your store extensions
 - Managing modifications
 - Managing third party shipping & payment gateways
 - Migrating your data

STORE THEME

Do you want to keep
your current store theme?





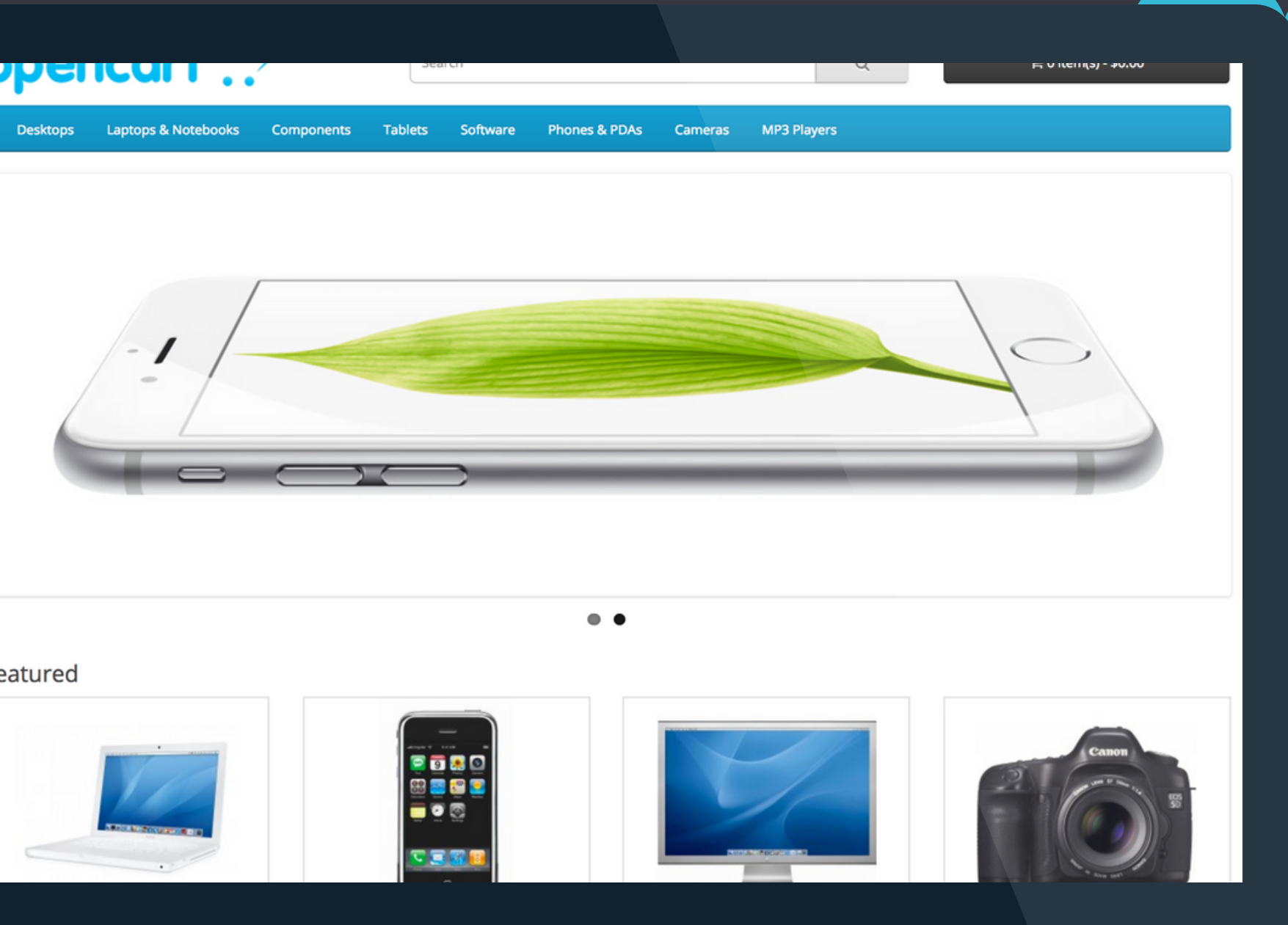
Your store theme design is one of the important aspects of your online presence. Since you would like to upgdate your store now its the perfect time to decide whether you want to keep your store design, use the default theme or go custom.

There are 3 options to consider here:

Use a custom theme
Use the default OpenCart Theme
Create an unique store design

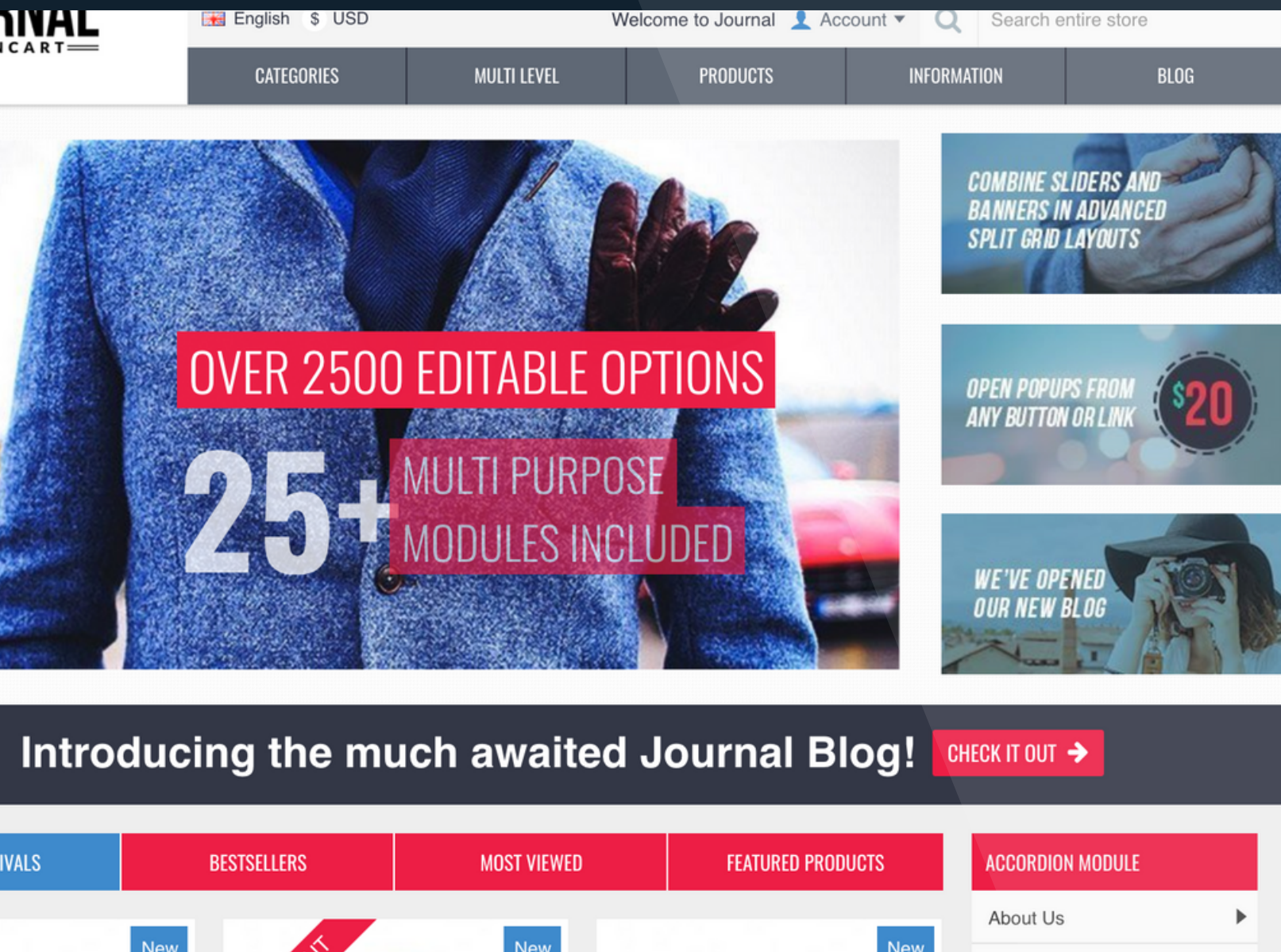
Default OpenCart 2.x theme

The default OpenCart theme looks quite universal and can be easily customized. It is free and compatible with all extensions, shipping methods and whatever you want to put on.



- ⊕ Free
- ⊕ Compatible with third party modules
- ⊕ Great to start and work with
- ⊕ Easy to customize and build upon
- ⊖ Needs work in order to stand out
- ⊖ Some styles need polishing
- ⊖ Mobile version needs work

Custom Theme

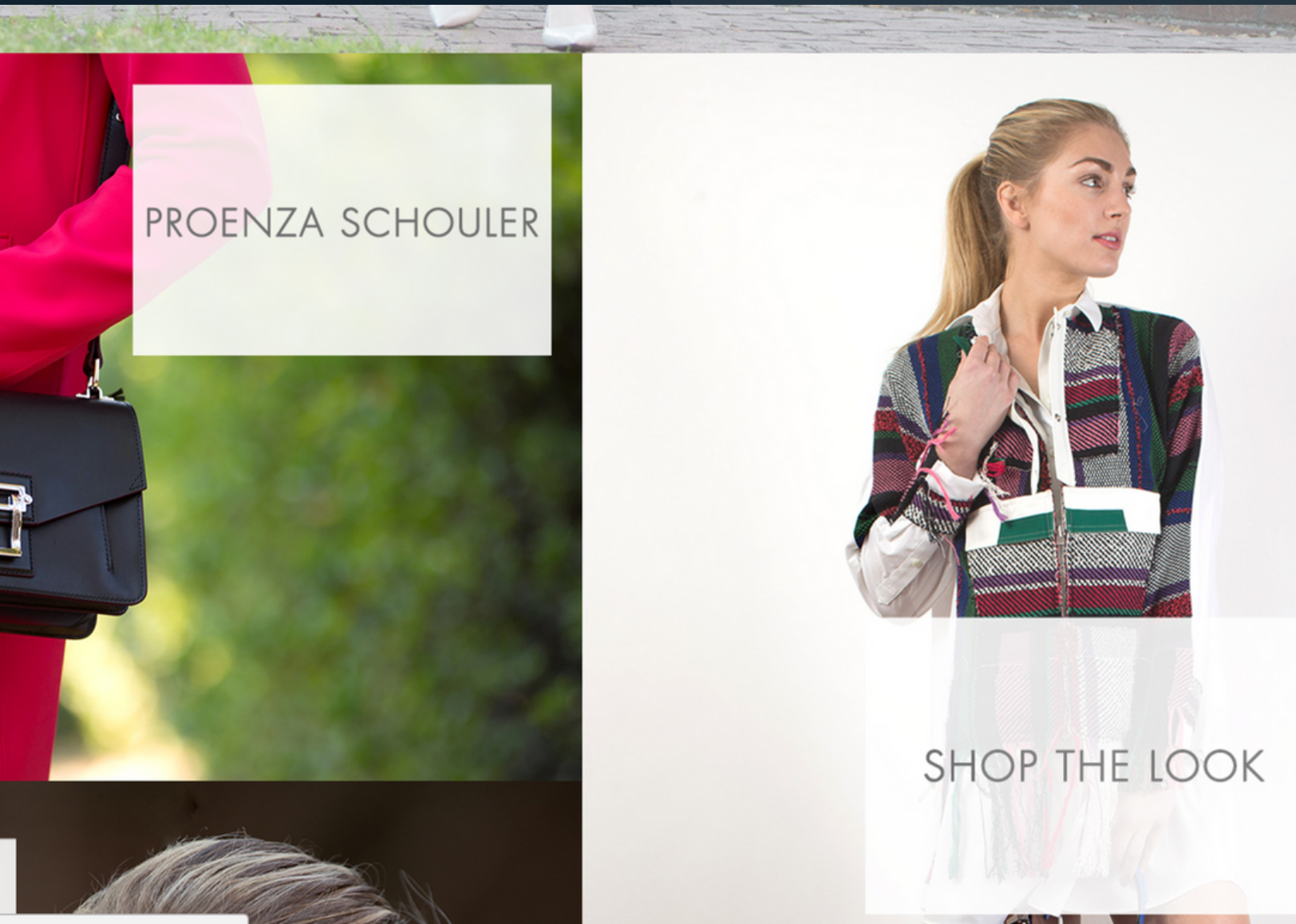


Custom themes look very polished. They often offer many customization options and make your store look more refined. Usually themes also offer different theme options which are pre-defined store layouts.

- ⊕ Cost between \$10 - \$99
- ⊕ Look great and quite modern
- ⊕ Easy to start with. Store should be resembling the theme layout
- ⊕ Have plenty of extra functions
- ⊖ Requires additional work if you want modifications
- ⊖ Problems with third party modules
- ⊖ Sometimes quite heavy and cumbersome

Custom Design

Custom design makes your store stand out. It gives you the flexibility to create exactly what you want and lay out things the way you want.



- ⊕ Cost varies
- ⊕ Looks the way you want
- ⊕ Full flexibility
- ⊕ Everything can be built and structured as you wish
- ⊖ For optimal effect you need a designer
- ⊖ Takes more time

You are probably wondering, can't I just keep my current design?




The answer to this is, it depends. If you are coming from OpenCart 1.4.x or 2.x and want to update all the way to the newest version then you would need to consider some of the options above.




Still if you are running OpenCart 2.x and want to update to a later version of OpenCart 2, then its best if you reach out for a quote to your development company of choice.

MODULES

Do you have any
third party modules?

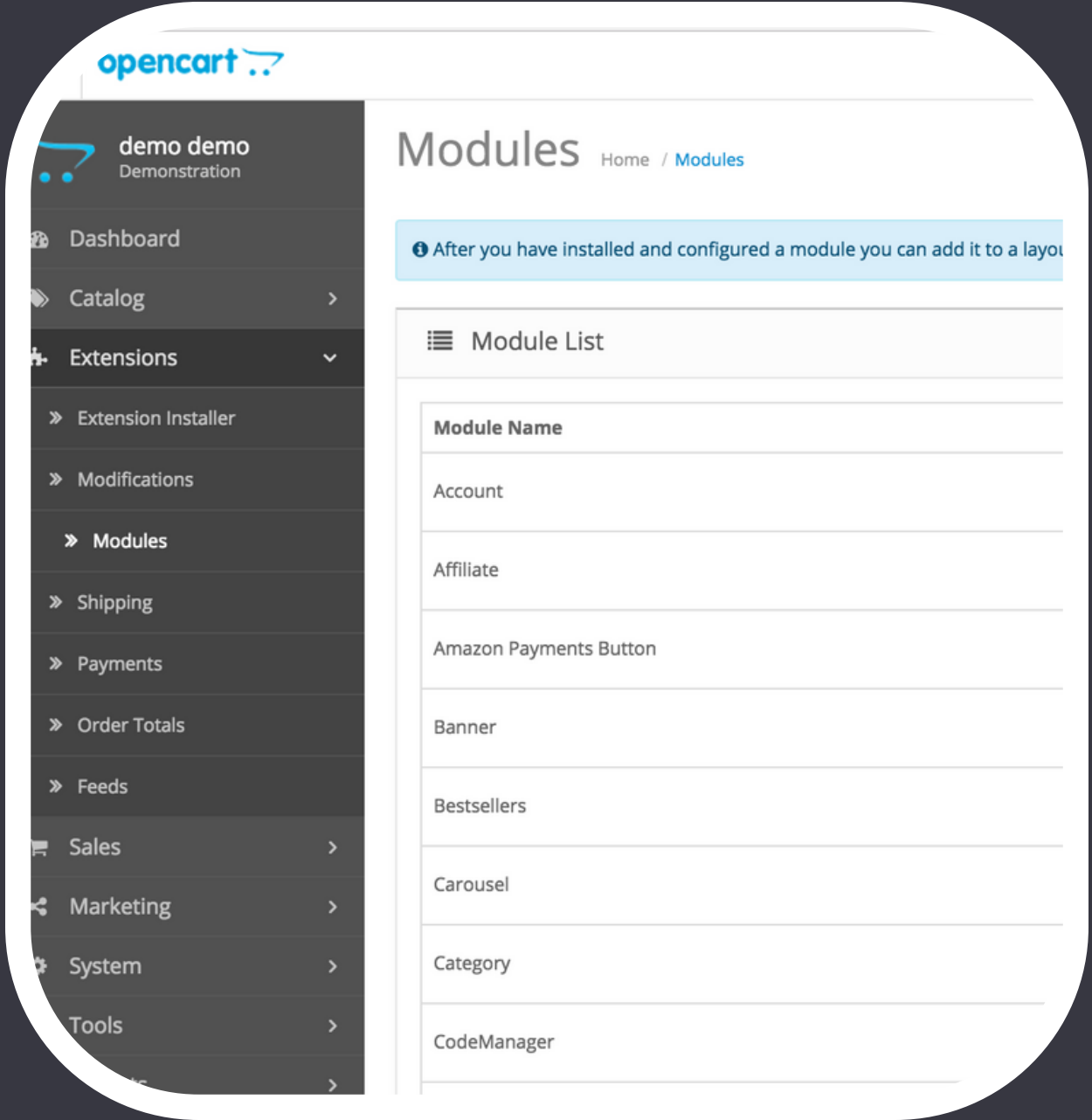


Modules are extensions that you install on your store in order to enhance your store's performance. It is important for the development team to know what modules you have in your store. To view the list of your modules go to Admin/Extensions/Modules. Screenshot this page. 

OpenCart 1.5.x



OpenCart 2.x




Now that you have all this information in front of you, you will need to determine if you would be using all of these modules in your new store. Once you have made up your mind make sure that the modules you were using have a version that is compatible with the OpenCart you want to upgrade to.

So to break things up once again.

- 1. Select which modules you will be using on your new store**
- 2. See whether the modules you want to keep are already compatible to the version you want to upgrade to. You can find this information either from your module vendor or the OpenCart Marketplace**

MODIFICATIONS

Do you have any
store modifications?



Modifications are a way for the developers to make changes to your store without modifying the core files. We will not dive deep here, but most common modifications are done either in vQmod or ocmmod. OCMOD is used only in OpenCart 2.x, while vQmod is used in all OpenCart versions.

If you are coming from OpenCart 1.5.x we recommend you to download vQmod Manager from the OpenCart marketplace. This will list all modifications done on your store in a separate page in your admin.

Alternatively, you can log in via (S)FTP to your server and inspect the vqmod/xml folder



Take a snapshot of the modifications

Just as we did with the modules, make sure to see which modifications you would need/use in your new store. See if they are compatible to the OpenCart version you plan to upgrade to. If you can't find them just refer them with a screenshot on your site.

VQmod XML File Generator

First of all you need to install vQmod if you haven't already. For more info on vQmod and what it does visit [vQmod](#)

Fill out the form below with your details

General file info

Filename:

Title:

File Version:

vQmod Version:

Author:

File to edit

Path to Filename:

Perform

Newly Created, Edited and Inactive vQmod Files

vQmod Cache will be cleared on enable/delete

Filename	Action
xxxxxx_vqmod_discount_with_specials.xml Fix Discounts with Specials Ver: 1.0 vQmod: 2.1.5 Size: 1.47 kb Date: Dec 10th 2011 22:22 Author: http://www.opencart-extensions.co.uk/	
xxxxxx_vqmod_download_files_with_spaces.xml Download Files with Spaces Ver: 1.0 vQmod: 2.1.5 Size: 1012 bytes Date: Dec 10th 2011 21:55 Author: http://www.opencart-extensions.co.uk/	
xxxxxx_vqmod_admin_filter_products_by_category.xml Filter Products By Category Ver: 1.0 vQmod: 1.0.5 Size: 11.55 kb Date: Dec 10th 2011 21:55 Author: Modification: Hildebrand; vQmod: Gigo	


Active vQmod Files


vQmod Cache will be cleared on disable/delete
File will be disabled on edit and vQmod Cache cleared

Filename	Action
options_price_update_reduce.xml Options Price Update Reduce Ver: 1.0 vQmod: 2.1.5 Size: 4.02 kb Date: Dec 10th 2011 20:25 Author: qphoria	
ukab_addthis_products.xml AddThis Change Ver: 1.0 vQmod: 2.1.5 Size: 1.06 kb Date: Dec 10th 2011 21:55 Author: ukab	
ukab_admin_alerts.xml UKAB Admin Email Alerts Ver: 1.3.0 vQmod: 2.1.5 Size: 13.23 kb Date: Dec 10th 2011 22:22 Author: http://www.opencart-extensions.co.uk/	
ukab_admin_dashboard.xml	

SHIPPING AND PAYMENT GATEWAYS

What payment and
shipping gateways are
you using?



Payment gateways and shipping methods are the essence of every business. What you need to do here is essentially the same as with the modules. See which payment methods are enabled and see if they are compatible with the version you want to update to. Snapshot them. 

Shipping Methods


Shipping Home / Shipping	
Shipping List	
Shipping Method	Status
Australia Post	Disabled
Citylink	Disabled
Fedex	Disabled
Flat Rate	Enabled
Free Shipping	Disabled
Per Item	Disabled
Parcelforce 48	

Payment Methods

Payments Home / Payments	
Payment List	
Payment Method	
Amazon Payments	
Authorize.Net (AIM)	
Authorize.Net (SIM)	
Bank Transfer	
BluePay Hosted Form	
BluePay Redirect (Requires SSL)	
Cheque / Money Order	

MIGRATION

Do you want all store info
migrated for you?



Last but not least we want to talk about your store information. Since this is a guide for migration we assume that you have plenty of products, categories, customers, manufacturers that you want to preserve. It would be useful if you know of any non-default OpenCart fields in the database (its not necessary that you have any).



We always use a tool called ExcelPort for porting data



Get ExcelPort at: <https://isenselabs.com/products/view/excelport-full-product-data-excel-export-import>



To Sum Up:

- Decide whether you want a custom theme, design or go with the default one
- List the modules you want to upload
- List the shipping and payment gateways you want to enable
- Do you want us to migrate your store information
- Last but not least make sure to specify which version you want to migrate from and to
- Bonus: Your PHP version should be 5.4+



Thank You!

Communication should always be HOT.
That is, *honest, open, and two-way*. (Dan Oswald).

617 600 6661
or email us at
sales@isenselabs.com

WWW.ISENSELABS.COM